

Data Sheet

H1 Bent Axis Variable Displacement Motor

Size 210 cm³


For more than 40 years, Danfoss has been developing state-of-the-art components and systems for mobile machinery used in off-highway operations around the world.

We have become a preferred supplier by offering the best of what really matters: The hardware inside your vehicle application.

H1 - our new generation of servo-controlled hydrostatic pumps and bent axis variable motors is no exception.

The H1 product is built around an advanced control and available in a wide range of displacements. It is designed for quality and reliability and offers expanded functionality, greater total efficiency, and easy installation.

All H1 control and sensor options are PLUS+1[®] Compliant. PLUS+1[®] allows you to rapidly develop and customize electronic machine control. It opens up the future by combining machine controls and diagnostics in an integrated operating network.



Features

Designed for quality and reliability

- Proven and optimized 9 piston rotating group
- Single piece housing
- Electric components with IP67 & IP69K rating

Installation and packaging benefits

- Optimized for shortest length
- Standardized connector interface
- Integrated loop flushing device
- Radial or axial high pressure ports

Greater total efficiency

- Minimized losses
- Improved at high flow conditions

Wide range of controls

- Electric Two-position Control
- Electric Proportional Control
- Hydraulic Two-position Control
- Hydraulic Proportional Control
- Pressure Compensator Override
- Proportional Pressure Compensator Override
- Brake Pressure Defeat option
- Common controls across the entire motor family
- PLUS+1[®] Compliant control and sensor options

Expanded functionality

- Zero degree capability together with a high performance 32 degree maximum angle
- Enhanced control functions with proportional controls de-energized at minimum or maximum displacement
- Optional integrated speed sensor with
 - Dual redundant speed sensing
 - Direction indication
 - Temperature sensing
 - Wire fault detection

Comprehensive technical literature online
at powersolutions.danfoss.com

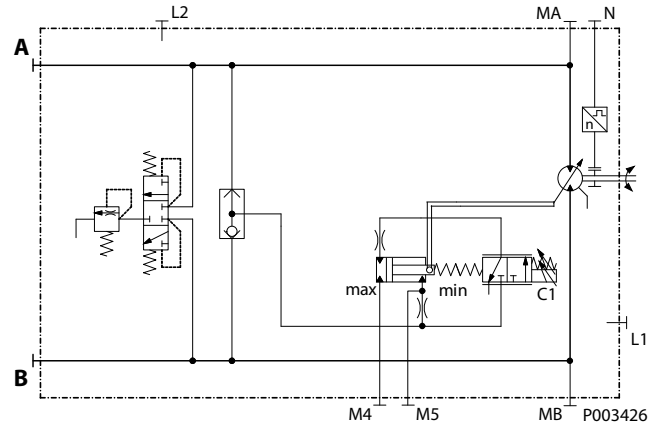


Technical specifications

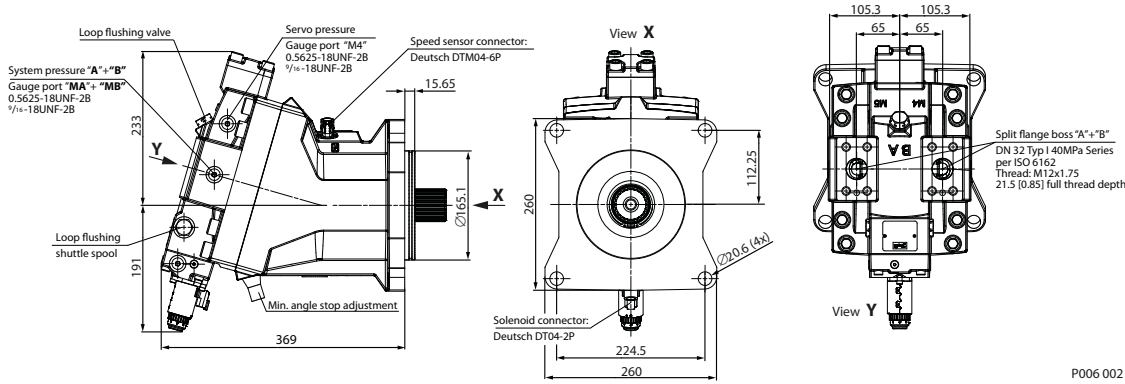
Weight (with EDC)	SAE ISO 3019/1	81.0 kg [179 lb]
	DIN ISO 3019/2	75.0 kg [165 lb]
Output speed rated	Max. displacement	2350 min ⁻¹ (rpm)
	Min. displacement (6°)	3850 min ⁻¹ (rpm)
	0° displacement	4300 min ⁻¹ (rpm)
Max. output speed	Max. displacement	3000 min ⁻¹ (rpm)
	Min. displacement (6°)	4800 min ⁻¹ (rpm)
	0° displacement	5250 min ⁻¹ (rpm)
System pressure	Working	450 bar [6527 psi]
	Maximum	480 bar [6960 psi]
	Min. low loop	7.5 bar [109 psi]
Case pressure	Rated	3 bar [44 psi]
	Max.	5 bar [73 psi]
	Min.	0.3 bar [4 psi]

Schematic example

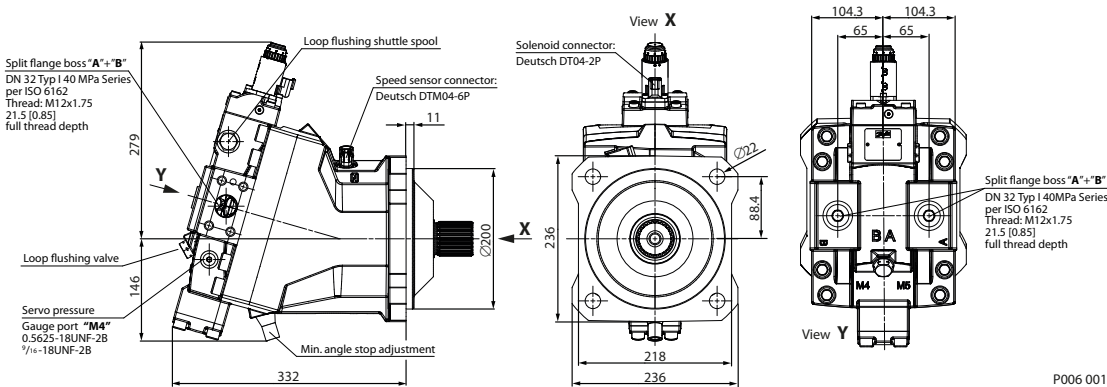
H1B with Electric Proportional Control (De-energized = max. displacement)



H1B 210 dimensions for SAE ISO 3019/1 with Electric Proportional Control (De-energized = max. displacement)



H1B 210 dimensions for DIN ISO 3019/2 with Electric Proportional Control (De-energized = min. displacement)



Danfoss Power Solutions (US) Company
 2800 East 13th Street
 Ames, IA 50010, USA
 Phone: +1 515 239 6000

Danfoss Power Solutions GmbH & Co. OHG
 Krokamp 35
 D-24539 Neumünster, Germany
 Phone: +49 4321 871 0

Danfoss Power Solutions ApS
 Nordborgvej 81
 DK-6430 Nordborg, Denmark
 Phone: +45 7488 2222

Danfoss Power Solutions Trading (Shanghai) Co., Ltd.
 Building #22, No. 1000 Jin Hai Rd
 Jin Qiao, Pudong New District
 Shanghai, China 201206
 Phone: +86 21 3418 5200

Danfoss can accept no responsibility for possible errors in catalogues, brochures and other printed material. Danfoss reserves the right to alter its products without notice. This also applies to products already on order provided that such alterations can be made without changes being necessary in specifications already agreed. All trademarks in this material are property of the respective companies. Danfoss and the Danfoss logotype are trademarks of Danfoss A/S. All rights reserved.