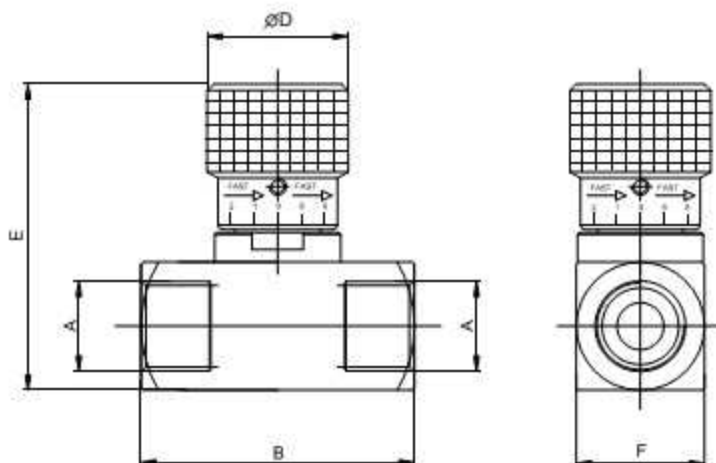





Le valvole di controllo flusso unidirezionali STB consentono la regolazione del flusso in entrambi i sensi.

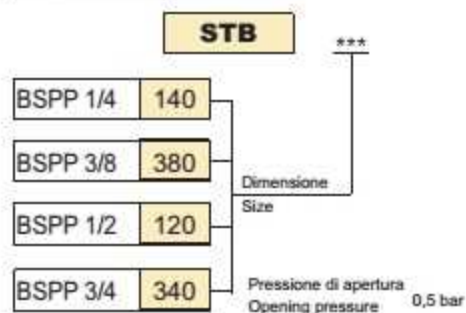
STB flow control valves allow flow adjustment in both directions.



Caratteristiche tecniche
Features

Codice Code	A	Portata Max Max flow l/min	Pressione Max Max pressure bar	B	D	E	F	Peso Weight Kg
STB140	BSPP 1/4	15	400	54	30	68	25	0,32
STB380	BSPP 3/8	30		54	30	68	25	0,3
STB120	BSPP 1/2	50		64	33	72	30	0,45
STB340	BSPP 3/4	80		81	42	94	40	1,1

Codice di ordinazione
Ordering code



Perdite di carico
Pressure drops

